

# Dr Sergey A Dzugan

MD PhD



AAACL 2013

# **10<sup>th</sup> Annual Anti-Ageing Conference**

**London, England**  
**19-21 September 2013**

(No Financial Relationships to Disclose)



# **Physiology Optimization is the key for Migraine Management**

**Sergey Dzugan, MD, PhD**



# Goal

- ✦ **to evaluate the effect of a physiology optimization with the use of multimodal treatment program in migraine management**
- ✦ **to test a new hypothesis of migraine as a specific consequence of imbalanced neurohormonal and metabolic integrity**



**Migraine is one of the most mysterious diseases.**

**“Headache from hell”**



Are You Ready to Get Your Life Back—And Be Permanently Free From The Crippling Pain of Migraines?

# The Migraine Cure



- **No more potentially destructive (and expensive) drugs!**  
The Migraine Cure is all natural and releases you from the tyranny of powerful medications—forever.
- **No need to change your diet!**  
The Migraine Cure requires no dietary changes or restrictions to be 100% effective.
- **No lifestyle changes!** The Migraine Cure is not dependent on exercise, environment or climatic changes to guarantee success.
- **No more guesswork, futility and frustration!** The Migraine Cure identifies and delivers exactly what YOU PERSONALLY need in order to be permanently migraine-free—and this is a guarantee.

How to Forever Banish The Curse of Migraines—  
Using a 100% Effective, 100% Safe, Clinically-Proven,  
Yet Drug-Free, Medical Breakthrough

**Sergey Dzugan, MD, PhD** With Deborah Mitchell

*A Lynn Sonberg book*

NATURAL STEM CELL REPLACEMENT

www.lef.org  
**LifeExtension**  
The ULTIMATE Source For New Health And Medical Findings From Around The World


December 2008

**Say  
Goodbye  
to Migraine  
Headaches**

**Make Your  
Vitamin C  
Work Better**

**Dangerous Link  
Between Diabetes  
and Alzheimer's**

**Protect  
Your Stomach  
Against Ulcers**



**PLUS—  
DHEA May Delay HIV Disease Progression  
Low Testosterone Increases Mortality in Older Men  
Drug Helps Prostate Patients Avoid Castration**

**Successfully treated patients  
from around the world**

**From our point of view migraine is a very complex disorder in several systems and requires Multimodal treatment program**



# Epidemiology of Migraine

- ❖ affects about 10-15% of the populations in different countries <sup>1-3</sup>
- ❖ may occur at any age, but prevalence increases from childhood up to 40 years of age <sup>4</sup>
- ❖ more common in women than in men. According to the American Migraine Study, 17.6% of females and 6% of males in the United States currently suffer from severe migraine <sup>5</sup>
- ❖ has been known for many centuries but despite a decade of progress, migraine remains a prevalent, disabling, underdiagnosed, and undertreated condition <sup>2</sup>




# Etiology, Pathogenesis and Pathophysiology

- ❖ the specific cause of migraine remains unknown
- ❖ the studies on the pathogenesis of migraine have developed into a vast scientific movement in the last years.<sup>6</sup> There are a number of theories and hypotheses concerning the pathogenesis of migraine, but they are frequently conflicting.<sup>7</sup>
- ❖ the pathophysiology of migraine is also still incompletely understood<sup>8,9</sup>



# A brief list of suggested and investigated migraine theories and hypotheses:

- ❖ a neuroendocrine hypothesis <sup>12</sup>
  - ❖ serotonin (5-HT) involvement in migraine <sup>13</sup>
  - ❖ central biochemical dysnociception <sup>14</sup>
  - ❖ vascular theory <sup>10</sup>
  - ❖ vasoactive effect of prostaglandins <sup>15,16</sup>
  - ❖ a platelet hypothesis <sup>17-19</sup>
  - ❖ reactive hyperaemia due to hypoxia <sup>20</sup>
  - ❖ inadequate regulation by the autonomic nervous system <sup>10,11</sup>
- 

# A brief list of suggested and investigated migraine theories and hypotheses (cont.):

- ❖ over-reactive temporal artery or skeletal muscle response to stress <sup>21</sup>
- ❖ association of lipoprotein abnormalities with children's migraine <sup>22</sup>
- ❖ sensory cortex and hypothalamus as initiating sites for migraine <sup>23</sup>
- ❖ migraine as a state of central neuronal hyperexcitability<sup>24</sup>
- ❖ diffuse disruption of central pain-modulating system as reason for migraine <sup>25</sup>



# Current treatments for migraine:

- ❖ prescription drugs
- ❖ hormone replacement therapy
- ❖ supplements
- ❖ stress management
- ❖ proper sleep
- ❖ dietary changes



# Drugs used in the treatment of migraine:

- ❖ antiemetics (anti-nauseants)
- ❖ anxiolytics (anti-anxiety)
- ❖ NSAIDs (Non-Steroidal Anti-Inflammatory Drugs)
- ❖ ergots
- ❖ steroids
- ❖ tranquilizers
- ❖ narcotics
- ❖ selective serotonin agonists
- ❖ other miscellaneous drugs

Ref. 26-34

# Preventive migraine agents include:

- ❖ **beta-blockers**
- ❖ **calcium channel blockers**
- ❖ **antidepressants**
- ❖ **serotonin antagonists**
- ❖ **anticonvulsants**
- ❖ **behavioral management and relaxation training as complementation to pharmacologic therapy**

Ref. 26-33



# Supplements used in treatment and prevention of migraine:


- ❖ magnesium <sup>35</sup>
- ❖ vitamin B2 (riboflavin) <sup>36</sup>
- ❖ feverfew (*Tanacetum parthenium*) <sup>37,38</sup>
- ❖ butterbur (*Petasites hybridus*) <sup>39</sup>
- ❖ glucosamine <sup>40</sup>
- ❖ fish oil <sup>41</sup>
- ❖ coenzyme Q10 (CoQ10) <sup>42</sup>
- ❖ melatonin <sup>43,44</sup>

# Natural folk “CURES” ☺





# Natural folk “CURES” ☺



# Why do we need a new method?

**Low effect of current therapies and a high frequency of side effects with using drugs (were seen in 44.5% of patients, 1.7% were rated as serious) require the need to find better, safer regimens for migraine management. <sup>45-47</sup>**



# According to historical data and clinical studies the following observations appear to have a solid basis:

- ❖ systemic derangement of serotonin (5-HT) metabolism, relevant to the peripheral vascular component of migraine pathophysiology
- ❖ changes in neuroexcitatory amino acids and magnesium
- ❖ hormonal fluctuations which seem important to set the threshold for a migraine attack
- ❖ catecholaminergic changes suggesting sympathetic overactivity

# The information which played a key-role in the suggestion of a new hypothesis:

- ❖ migraine affects more women than men, and is often related to menses
- ❖ steroid hormones in physiological concentrations are capable of interacting with serotonin transport system<sup>49,50</sup>
- ❖ controversial results of using estrogens, progestogens, androgens, and DHEA for migraine.<sup>51-53</sup> It is unclear - what is the problem here - too much or too little estrogen/progesterone?
- ❖ migraine is under control of multiple factors: neurogenic, chemical, metabolic, and myogenic<sup>54</sup>



# The information which played a key-role in the suggestion of a new hypothesis (cont.):

- ❖ vascular disturbances have connection with biochemical and central neuronal disorders <sup>9</sup>
- ❖ multiple researches have led to concept that migraine is generated from a hyperexcitable brain
- ❖ the causes for hyperexcitability of the brain include low cerebral magnesium levels, mitochondrial abnormalities, dysfunctions related to increased nitric oxide or the existence of a P/Q type calcium channelopathy <sup>55</sup>
- ❖ the available evidence suggests that up to 50% of patients during an acute migraine attack have lowered levels of ionized magnesium <sup>35</sup>

# The information which played a key-role in the suggestion of a new hypothesis (cont.):

- ❖ numerous experiments and clinical observations have credited magnesium with a positive influence on the incidence of migraine attacks <sup>56,57</sup>
- ❖ migraine is a primary biochemical disorder of the central nervous system involving neurotransmitters, specifically serotonin. The pineal gland, a primary source of central serotonin and melatonin. <sup>58,59</sup>
- ❖ migraine is a recurrent clinical syndrome characterized by combinations of neurological, gastrointestinal and autonomic manifestations <sup>60,61</sup>



# The information which played a key-role in the suggestion of a new hypothesis (cont.):

- ❖ hypothesis describes hypercholesterolemia as a compensatory mechanism for age-related decline of steroidal hormones production <sup>62</sup>
- ❖ migraineurs were more likely to have an unfavorable cholesterol profile (TC >240 mg/dL) and to be using oral contraceptives <sup>63,64</sup>
- ❖ our clinical experience with hypercholesterolemia treatment. It is not rare when patients said about cholesterol:
  - ✓ “My cholesterol is 335. I have tried every medication for this but they give me migraines”.
  - ✓ “My total cholesterol is 315. I have taken all the meds dealing with cholesterol but couldn’t take any of them because they caused muscle aches or really bad migraine”.



# **New hypothesis of migraine:**

## **Neurohormonal and Metabolic Dysbalance Hypothesis of Migraine**

**This hypothesis implies that migraine is a consequence of a loss neurohormonal and metabolic integrity <sup>65</sup>**

**We followed the main principles considered for Scientific Method (1854) in suggesting a new hypothesis:**

- **the recognition and formulation of a problem**
- **the collection of data through observation and experiment**
- **formulation and testing of Hypothesis**





# **From our point of view migraine is a complex disorder in several systems:**

- ❖ **neurohormonal system - includes hypothalamus, pituitary gland, and glands that produce steroid hormones**
- ❖ **sympathetic-parasympathetic nervous systems - imbalance leads to decreased pain threshold of brain nociceptive system**
- ❖ **calcium-magnesium ion system – imbalance can change electricity of cells membrane, and condition of calcium channels**



# **From our point of view migraine is a complex disorder in several systems (cont.):**

- ❖ **pineal gland - decreased function of pineal gland with lower production of melatonin or decreased sensitivity of cells membrane to melatonin**
- ❖ **digestive system - changed intestinal flora with abnormal absorption**

**All these systems and changes within them are closely interrelated, and each can be a trigger mechanism for migraine.**



# Material and Method:<sup>66</sup>

- ❖ we analyzed 30 patients with migraine
- ❖ mean age – 46.4 (from 16 to 66 yr)
- ❖ male to female ratio – 1:9 (3-27)
- ❖ follow up duration – 5 - 77 months



# Basic Lab – Serum:

- ❖ CBC, chemistry panel
- ❖ lipid profile
- ❖ pregnenolone
- ❖ DHEA Sulfate
- ❖ testosterone
- ❖ total estrogen
- ❖ progesterone
- ❖ cortisol
- ❖ aldosterone
- ❖ TSH, Total T3, Total T4
- ❖ serotonin
- ❖ prolactin
- ❖ homocysteine
- ❖ Vitamin D-3



# Multimodal treatment program

- ❖ **hormonorestorative therapy (HT) with bio (anthropo)-identical hormones**
- ❖ **simultaneous correction of the imbalance between sympathetic and parasympathetic nervous systems as well as between calcium and magnesium**
- ❖ **“resetting” the pineal gland**
- ❖ **improvement of intestinal absorption through restoration of normal intestinal flora**
- ❖ **cleanse from parasites (if necessary)**

**It is necessary to stress the fact that the above mentioned parts of the program cannot be separated.**



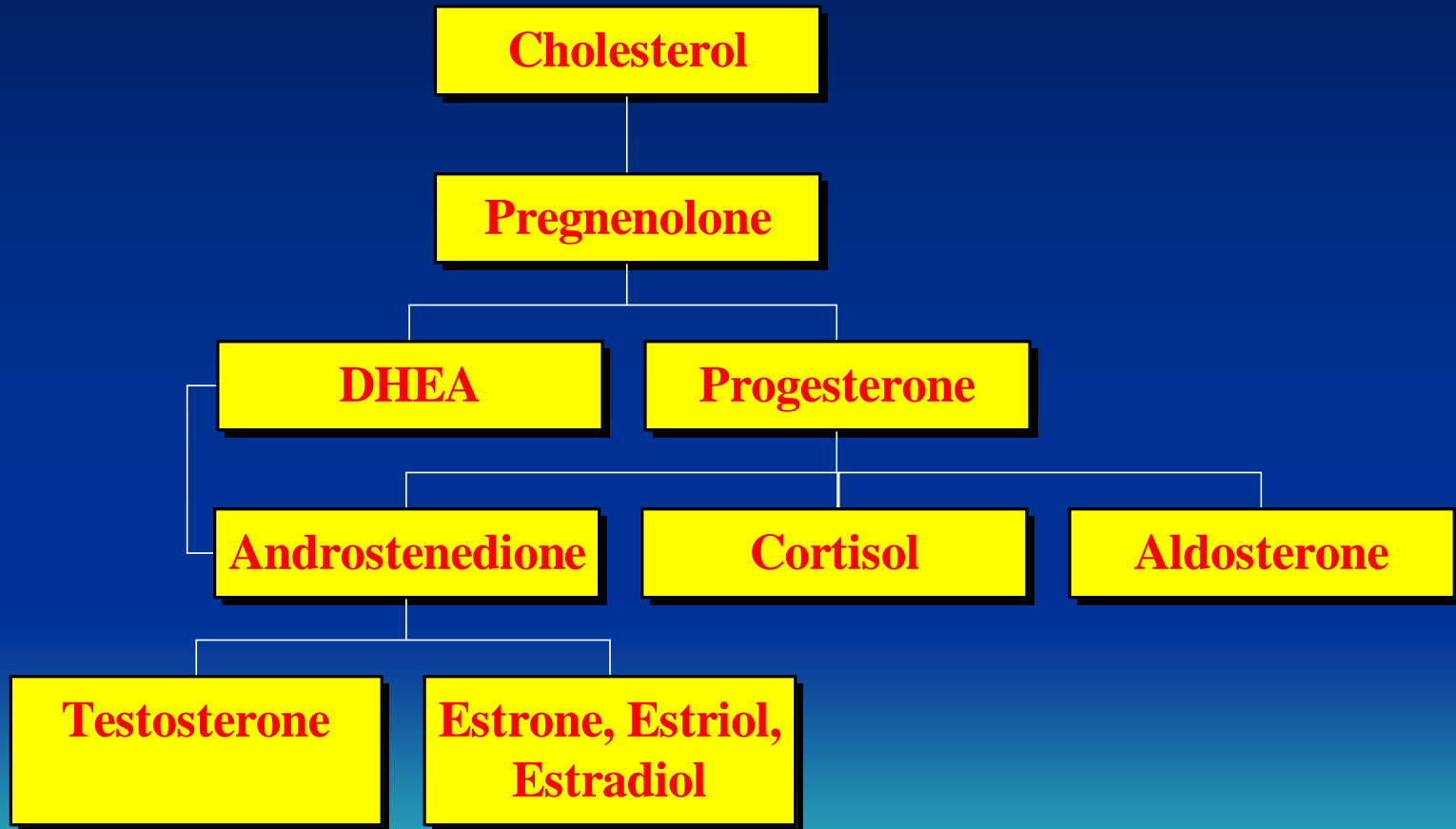
# **Hormonorestorative therapy - definition**

**Hormonorestorative therapy** is multi-hormonal therapy with the use of a chemically identical formula to human hormones (anthropo-identical) and is administered in physiologic ratios with dose schedules intended to simulate the natural human production cycle and allows to restore the optimal level of hormones.



# Metabolism of Cholesterol

(simplified version)



# Basic components of Multimodal treatment program:

## *1. Basic Hormonorestorative Therapy (HT) :*

- ❖ pregnenolone
- ❖ DHEA
- ❖ progesterone
- ❖ testosterone
- ❖ triestrogen (*women*)
- ❖ cortisol
- ❖ aldosterone





# Delivery systems for hormones:

## Oral

### 1. Capsules

- pregnenolone
- DHEA
- melatonin
- aldosterone

### 2. Tablets

- hydrocortisone
- whole thyroid  
(Armour thyroid,  
compounded thyroid)

### 3. Troche

- progesterone  
(100/200mg/troche)

### 4. Drops

- Tri-Est – 5 mg/ml  
(E3:E2:E1- 80:10:10)
- progesterone - 50 mg/ml
- testosterone - 50 mg/ml

## Topical

### Gels (micronized)

- Tri-Est gel – (E3:E2:E1 – 90:7:3) –  
1.25-2.5 mg/ml
- progesterone 5-10% – 50-100 mg/ml
- testosterone 5-10% – 50-100 mg/ml

## Parenteral

### Subcutaneous

- HGH (human growth hormone)
- HCG (human chorionic gonadotropin)

# Dosage

the recommended doses were determined by clinical data, serum hormonal levels, and the so-called the **optimal range** that was defined as a level of hormones in one third of the highest normal range for all steroid

hormones for healthy individuals **between the age of 20 and 30.**



# Basic components of Multimodal treatment program (cont.):

2. *magnesium citrate* - dose 400-800 mg  
(at bed time - 400 mg, or 200/400 mg in a.m. and 400 mg at bed time)
3. *combination of melatonin* (3-6 mg), *kava root extract* (250-500 mg) and *vitamin B6* (10-20 mg)  
(30 minutes before bed time)
4. *probiotic formula* which includes:
  - ✓ *Lactobacillus* group (*L.rhamnosus* A., *L.rhamnosus* B., *L.acidophilus*, *L.casei*, *L.bulgaricus*) - 3.5 Billion,
  - ✓ *Bifidobacterium* group (*B.longum*, *B.breve*) - 1.0 Billion,
  - ✓ *Streptococcus thermophilus* – 0.5 Billion

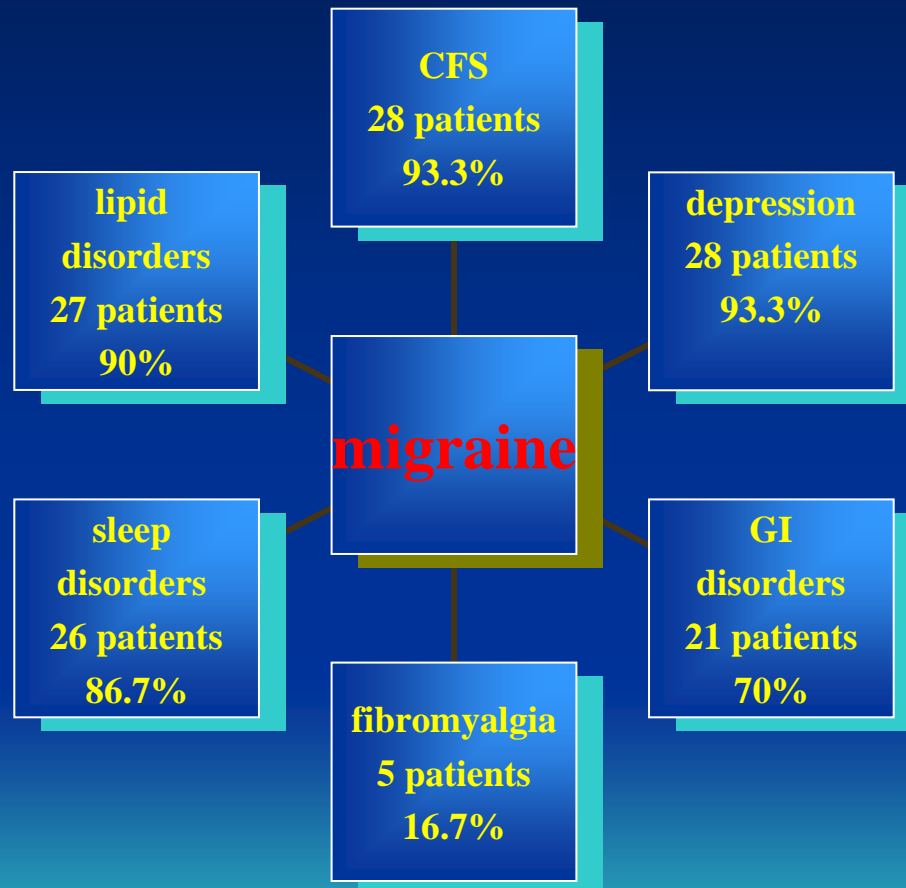
# Most frequently used agents of the program:

- ❖ 5-HTP 50-100 mg
- ❖ zinc -25-100 mg
- ❖ saw palmetto 160 mg
- ❖ 7-keto DHEA 25-100 mg
- ❖ anti-parasites formula

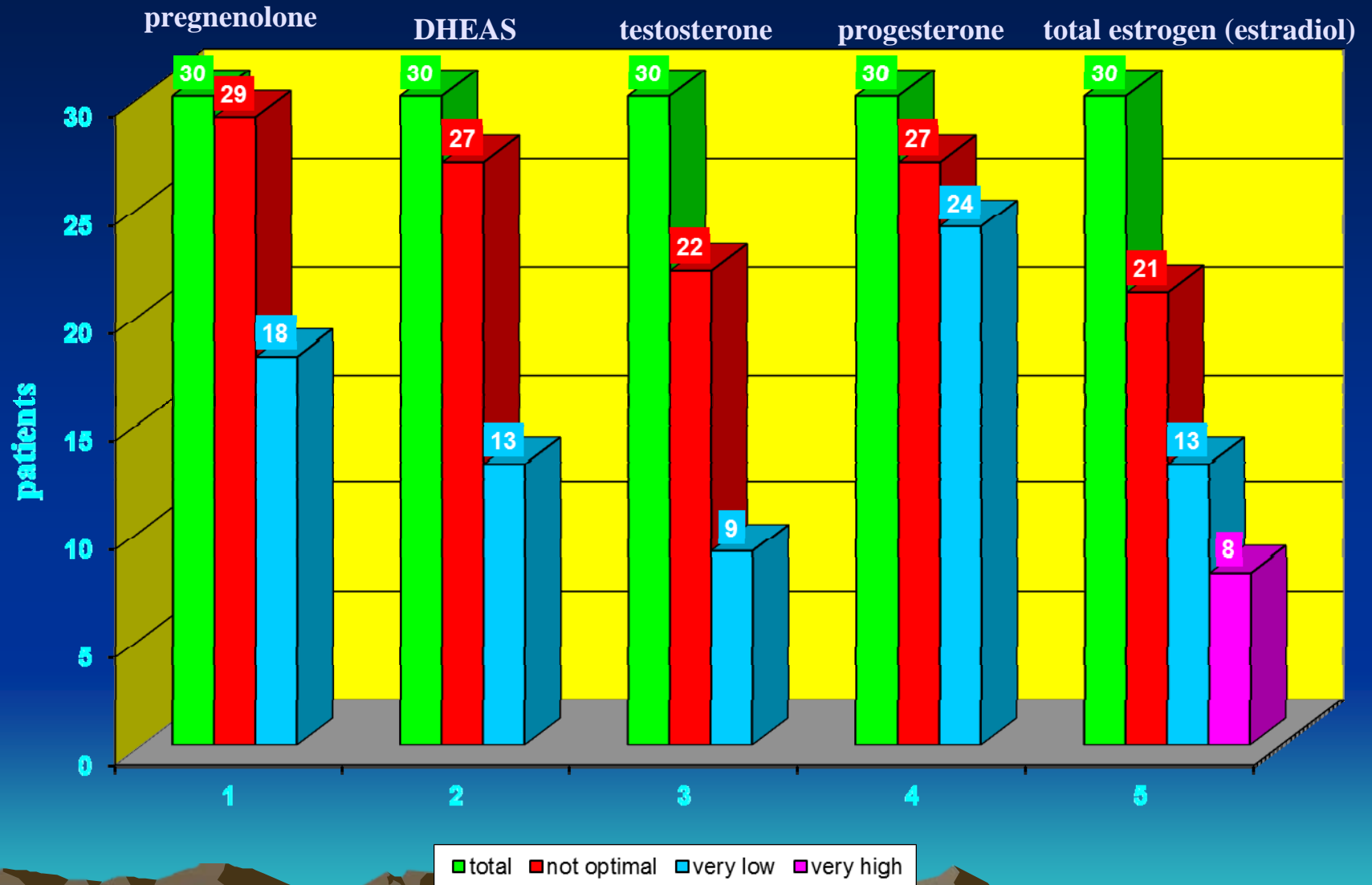
# Results:

- ❖ duration of migraine - from 2 to 46 years
- ❖ prior to our program all patients have used drugs and/or tried supplements
- ❖ HRT or oral contraceptives have used 77.8% of patients (21 women)
- ❖ Lipid abnormalities were found in 27 (90%) patients:
  - ✓ hypercholesterolemia - 24 (80%) patients (highest level - 360 mg/dL)
  - ✓ hypocholesterolemia – 3 (10%) patients (lowest level – 86 mg/dL)

# Results: concurrent illnesses



# Lab results prior to therapy



# Results:

- ❖ all patients responded to migraine management. We do not have any patients in this study who still have migraine after they started to use this program
- ❖ all patients were free of concurrent illnesses
- ❖ total cholesterol completely normalized in 22 (91.7%) patients
- ❖ acute morbidity of a multimodal program was zero





# Case Study



# Case study 1

**Patient B.** 54 y.o., female, first visit 04/13/1999

**Diagnosis:** hypercholesterolemia, hypertension, migraine, depression, insomnia, arthritis.

**Complaints:** severe migraine; high cholesterol; high blood pressure that was poorly controlled with prescription drugs; fatigue; depression; severe anxiety; irritability; poor libido; low sex drive; genital herpes; poor short-term memory; trouble falling asleep; weight gain; arthritis; and irregular menstrual cycle.

	TC	DHEAS	Pregn	Estr.(total)	Progest	Test	IGF-1
<b>(nl - age 20-30)</b>	(<200)	(65-380)	(10-230)	(61-437)	(0.2-28)	(14-76)	(>300)
04/13/1999	241	66	50	643	0.7	29	90
09/16/2003	182	350	182	315	14.4	49	250

(blood was drawn on 21 day of menstrual cycle in both cases)

**follow up 09/16/2003** – occasionally, minimal morning neck stiffness



# Case study 2

**Patient F.** 55 yr, female, first visit 06/11/02

**Diagnosis:** fibromyalgia, migraine, menopause depression, insomnia, fatigue, obsessive-compulsive disorder.

**Complaints:** fibromyalgia, migraine, fatigue, depression, suicidal attempts, insomnia, weight gain, short-term memory problems, sex disorder, constipation.

	DHEAS	Pregn	Estr.(total)	Progest	Test
(nl - age 20-30)	(65-380)	(10-230)	(61-437)	(0.2-28)	(14-76)
06/11/02	100	32	59	0.6	50
15/01/03	326	180	250	8.4	67

	TC	TRG	HDL	LDL	VLDL
06/11/02	203	75	58	131	15
15/01/03	172	70	46	112	10

follow up 01/15/03 – no complaints

# Case study 3

**Patient L.** 34 y.o., female, first visit 12/10/03

**Diagnosis:** migraine, PMS, depression, insomnia, constipation.

**Complaints:** migraine (2-3 times weekly) since age 15, fatigue, insomnia, PMS, no libido, poor sex drive, constipation, overweight.

	TC	DHEAS	Pregn	Estr.(total)	Progest	Test
(nl - age 20-30)	(<200)	(65-380)	(10-230)	(61-437)	(0.2-28)	(14-76)
12/10/03	207	81	87	128	0.8	42
10/18/04	178	205	172	274	17.7	47

(blood was drawn on 21 day of menstrual cycle in both cases)

follow up 10/18/04 – no complaints

follow up 01/17/08 – no complaints

# Case study 4

**Patient CH.** 58 y.o., female, first presentation 01/07/05

**Diagnosis:** hypercholesterolemia, migraine (38 years history), CFS, depression, insomnia, menopause.

**Complaints:** daily migraine, hypercholesterolemia, CFS, depression, body aches, insomnia, constipation, hot flashes, vaginal dryness, no libido, poor sex drive, short-term memory problems, overweight.

	TC	DHEAS	Pregn	Estradiol	Progest	Test
<b>(nl - age 20-30)</b>	(<200)	(65-380)	(10-230)	(19-528)	(0.2-28)	(14-76)
01/07/05	300	86	<10	19	0.4	51
09/12/05	195	340	190	217	5.9	61

**follow up 09/12/05** – no complaints

**follow up 12/12/07** – no complaints

# Case study 5

**Patient M.** 48 y.o., female, first visit 11/18/08

**Diagnosis:** migraine (>40 years), high cholesterol, menopause, anxiety, depression, fatigue, insomnia, irritable bowel syndrome, acid reflux.

**Medications before program:** Klonopin, Metherginel, Effexor, BusPar, Corgard. All of these are supposed to be migraine preventatives. Most of them make patient lethargic, chronic dry mouth, and blurry vision. Also, patient takes Treximet, Imitrex and Indocin for abortives. If these do not work, then she goes to her Family Practitioner or the ER for Dilaudid and Vistaril. Also, patient takes Rhinocort and Prilosec.

	TC	TRG	HDL	LDL	VLDL	Vit D-3	homocysteine
	<200	<150	>35	<130	5-40	(32.0-100)	<15.0
11/13/08	309	155	53	225	31	35.9	6.0
09/14/10	181	140	45	108	28	43.5	9.6

	DHEAS (nl - age 20-30) (65-380)	Pregn (10-230)	total Est (61-437)	Progest (0.2-28)	Test (14-76)	Cortisol (4.3-22.4)	Serotonin (0-420)
11/13/08	23	17	22	<0.2	31	6.5	4
09/14/10	294	183	310	6.9	54	15.8	266

follow up 09/28/10 – no complaints

# Case study 6

**Patient M.** 27 y.o., female, first visit 09/10/09

**Diagnosis:** daily debilitating migraine (>4 years), depression, extreme fatigue, insomnia, hypotension

**Medications before program:** Vicodin, Percocet, Lorazepam, Klonopin, Phenergan, Zofran, Indomethacin, Norflex, Amerge, Nortriptyline, Lyrica, Progestrone as an oral apothecary compound, Thyroid medication - apothecary compound, and NuvaRing (releases a low dose of a progestin and an estrogen over 3 weeks).

**Supplements before program :** Migraine relief, feverfew, prenatal vitamin, iron, Valerian Root, 5-HTP, DHEA, Fish Oil, Inderal, calcium, vitamins C, D, B-Complex, Co Q-10, folic acid, melatonin, Butterbur, potassium iodide, Milk Thistle, extract Artichoke, extract Vitex, Sea Kelp, etc.

	TC	DHEAS	Pregn	total Est	Progest	Test	Cortisol	Serotonin	aldo
	<200	(65-380)	(10-230)	(61-437)	(0.2-28)	(14-76)	(4.3-22.4)	(0-420)	(5-41)
09/10/09	171	25	7	<50	<0.2	<14	17.5	25	6
10/18/11	132	312	212	290	18.8	65	18.0	280	30

(blood was drawn on 21 day of menstrual cycle in both cases)

follow up 12/02/11 – no complaints



# Case of Migraine



# Conclusion

- ❖ **our results support a new hypothesis of migraine**
- ❖ **physiology optimization with the use of multimodal treatment program could be an effective and an inexpensive approach in migraine management**



# References:

1. Mathew NT. Pathophysiology, epidemiology, and impact of migraine. *Clin Cornerstone*. 2001;4(3):1-17.
2. Gazerani P, Pourpak Z, Ahmadiani A, Hemmati A, Kazemnejad A. A correlation between migraine, histamine and immunoglobulin e. *Scand J Immunol*. 2003;57(3):286-290.
3. Lampl C, Buzath A, Baumhackl U, Klingler D. One-year prevalence of migraine in Austria: a nation-wide survey. *Cephalalgia*. 2003;23(4):280-286.
4. Granella F, Cavallini A, Sandrini G, Manzoni GC, Nappi G. Long-term outcome of migraine. *Cephalalgia*. 1998;18 Suppl 21:30-33.
5. Lipton RB, Stewart WF. Migraine in the United States: a review of epidemiology and health care use. *Neurology*. 1993;43(6 Suppl 3):S6-10.
6. Prusinski A. Current views on pathophysiology of migraine: Part I. Genetics of migraine. Genesis of the vascular theory. *Neurol Neurochir Pol*. 1995;29:845-855.
7. Rajda C, Tajti J, Komoroczy R, Seres E, Klivenyi P, Vecsei L. Amino acids in the saliva of patients with migraine. *Headache*. 1999;39:644-649.
8. Welch KM. Concepts of migraine headache pathogenesis: insights into mechanisms of chronicity and new drug targets. *Neurol Sci*. 2003;24 Suppl 2:S149-53.
9. Prusinski A, Sokolowski P. Current views on pathophysiology of migraine. Part II: Further development and current status of the vascular theory. Migraine and allergy. *Neurol Neurochir Pol*. 1995;29:857-866.
10. Pichler M, Linzmayer L, Grunberger J, Wessely P. Stress management in migraine. *Wien Klin Wochenschr*. 1988;100(12):385-391.
11. Welch KM, Darnley D, Simkins RT. The role of estrogen in migraine: a review and hypothesis. *Cephalalgia*. 1984;4(4):227-236.
12. Guaschino S, Spinillo A, Sances G, Martignoni E. Menstrual migraine, old and new. *Clin Exp Obstet Gynecol*. 1985;12(3-4):67-71.

# References (cont.):

13. McCall RB, Huff R, Chio CL, Tenbrink R, Bergh CL, Ennis MD, Ghazal NB, Hoffman RL, Meisheri K, Higdon NR, Hall E. Preclinical studies characterizing the anti-migraine and cardiovascular effects of the selective 5-HT<sub>1D</sub> receptor agonist PNU-142633. *Cephalalgia*. 2002;22(10):799-806.
14. Sicuteri F. Hypothesis: migraine, a central biochemical dysnociception. *Headache*. 1976;16(4):145-159.
15. Horrobin DF. Hypothesis: prostaglandins and migraine. *Headache*. 1977;17(3):113-117.
16. Vardi Y, Rabey IM, Streifler M, Schwartz A, Lindner HR, Zor U. Migraine attacks. Alleviation by an inhibitor of prostaglandin synthesis and action. *Neurology*. 1976;26(5):447-450.
17. Hanington E. Migraine. A platelet hypothesis. *Biomedicine*. 1979;30(2):65-66.
18. Hanington E. Migraine: the platelet hypothesis after 10 years. *Biomed Pharmacother*. 1989;43(10):719-726.
19. Lance JW. Headache: classification, mechanism and principles of therapy, with particular reference to migraine. *Recenti Prog Med*. 1989;80(12):673-680.
20. Burnstock G. Pathophysiology of migraine: a new hypothesis. *Lancet*. 1981;1(8235):1397-1399.
21. Feuerstein M, Bush C, Corbisiero R. Stress and chronic headache: a psychophysiological analysis of mechanisms. *J Psychosom Res*. 1982;26(2):167-182.
22. Glueck CJ, Bates SR. Migraine in children: association with primary and familial dyslipoproteinemias. *Pediatrics*. 1986;77(3):316-321.
23. Blau JN. Migraine pathogenesis: the neural hypothesis reexamined. *J Neurol Neurosurg Psychiatry*. 1984;47(5):437-442.
24. Welch KM, D'Andrea G, Tepley N, Barkley G, Ramadan NM. The concept of migraine as a state of central neuronal hyperexcitability. *Neurol Clin*. 1990;8(4):817-828.
25. Schoenen J, Bottin D, Hardy F, Gerard P. Cephalic and extracephalic pressure pain thresholds in chronic tension-type headache. *Pain*. 1991;47(2):145-149.

# References (cont.):

26. Lake AE, Saper JR. Chronic headache: new advances in treatment strategies. *Headache*. 2003; 43:427.
27. Lake AE 3rd, Saper JR. Chronic headache: New advances in treatment strategies. *Neurology*. 2002;59(5 Suppl 2):S8-13.
28. Diamond S. Migraine headache. Its diagnosis and treatment. *Clin J Pain*. 1989;5(1):3-9.
29. Silberstein SD, Lipton RB. Overview of diagnosis and treatment of migraine. *Neurology*. 1994;44(10 Suppl 7):S6-16.
30. Baumel B. Migraine: a pharmacologic review with newer options and delivery modalities. *Neurology*. 1994;44(5 Suppl 3):S13-17.
31. Cady RK. Diagnosis and treatment of migraine. *Clin Cornerstone*. 1999;1(6):21-32.
32. Young WB, Silberstein SD, Dayno JM. Migraine treatment. *Semin Neurol*. 1997;17(4):325-333.
33. Lance JW. Headache. *Ann Neurol*. 1981;10(1):1-10.
34. Rudolf K, Eberlein W, Engel W, Pieper H, Entzeroth M, Hallermayer G, Doods H. Development of Human Calcitonin Gene-Related Peptide (CGRP) Receptor Antagonists. 1. Potent and Selective Small Molecule CGRP Antagonists. 1-[N(2)-[3,5-Dibromo-N-[[4-(3,4-dihydro-2(1H)-oxoquinazolin-3-yl)-1- piperidinyl]carbonyl]-d-tyrosyl]-1-lysyl]-4-(4-pyridinyl)piperazine: The First CGRP Antagonist for Clinical Trials in Acute Migraine. *J Med Chem*. 2005 Sep 22;48(19):5921-31.
35. Mauskop A, Altura BM. Role of magnesium in the pathogenesis and treatment of migraines. *Clin Neurosci*. 1998;5:24-27.
36. Schoenen J, Lenaerts M, Bastings E. High-dose riboflavin as a prophylactic treatment of migraine: results of an open pilot study. *Cephalgia*. 1994;14(5):328-329.
37. Murphy JJ, Heptinstall S, Nitchell JR. Randomized double-blind placebo-controlled trial of feverfew in migraine prevention. *Lancet*. 1988;2(8604):189-192.

# References (cont.):

38. Prusinski A, Durko A, Niczyporuk-Turek A. Feverfew as prophylactic treatment of migraine. *Neurol Neurochir Pol.* 1999;33 Suppl 5:89-95.
39. Diener HC, Rahlfs VW, Danesch U. The first placebo-controlled trial of a special butterbur root extract for the prevention of migraine: reanalysis of efficacy criteria. *Eur Neurol.* 2004;51(2):89-97.
40. Russell AL, McCarty MF. Glucosamine for migraine prophylaxis? *Med Hypotheses.* 2000;55(3):195-198.
41. Harel Z, Gascon G, Riggs S, Vaz R, Brown W, Exil G. Supplementation with omega-3 polyunsaturated fatty acids in the management of recurrent migraines in adolescents. *J Adolesc Health.* 2002 Aug;31(2):154-61.
42. Rozen TD, Oshinsky ML, Gebeline CA, Bradley KC, Young WB, Shechter AL, Silberstein SD. Open label trial of coenzyme Q10 as a migraine preventive. *Cephalgia.* 2002;22(2):137-141.
43. Gagnier JJ. The therapeutic potential of melatonin in migraines and other headache types. *Altern Med Rev.* 2001;6:383-389.
44. Claustrat B, Loisy C, Brun J, Beorchia S, Arnaud JL, Chazot G. Nocturnal plasma melatonin levels in migraine: a preliminary report. *Headache.* 1989;29:242-245.
45. Gobel H, Heinze A, Stolze H, Heinze-Kuhn K, Lindner V. Open-labeled long-term study of the efficacy, safety, and tolerability of subcutaneous sumatriptan in acute migraine treatment. *Cephalgia.* 1999;19:676-683; discussion 626.
46. Rapoport AM. Frovatriptan: pharmacological differences and clinical results. *Curr Med Res Opin.* 2001;17 Suppl 1:s68-70.
47. Young WB, Hopkins MM, Shechter AL, Silberstein SD. Topiramate: a case series study in migraine prophylaxis. *Cephalgia.* 2002;22:659-663.
48. Ferrari MD. Biochemistry of migraine. *Pathol Biol (Paris).* 1992;40:287-292.

# References (cont.):

49. Pukhal'skaia TG. The effect of steroid hormones and antimigraine preparations on serotonin transport in the thrombocytes of persons suffering from migraine and in healthy subjects. *Biull Eksp Biol Med.* 1993;115:609-612.
50. Silberstein SD, Merriam GR. Sex hormones and headache. *J Pain Symptom Manage.* 1993;8:98-114.
51. Horowski R, Runge I. Possible role of gonadal hormones as triggering factors in migraine. *Funct Neurol.* 1986;1:405-414.
52. Sarrel PM. The differential effects of oestrogens and progestins on vascular tone. *Hum Reprod Update.* 1999;5:205-209.
53. Massiou H. Female hormones and migraine. *Pathol Biol (Paris).* 2000;48:672-678.
54. Dalessio DJ. The pathology of migraine. *Clin J Pain.* 1990;6:235-239.
55. Bigal ME, Rapoport AM, Sheftell FD, Tepper SJ. New migraine preventive options: an update with pathophysiological considerations. *Rev Hosp Clin Fac Med Sao Paulo.* 2002;57:293-298.
56. Taubert K. Magnesium in migraine. Results of a multicenter pilot study. *Fortschr Med.* 1994;112:328-330.
57. Mauskop A, Altura BT, Cracco RQ, Altura BM. Intravenous magnesium sulphate relieves migraine attacks in patients with low serum ionized magnesium levels: a pilot study. *Clin Sci (Lond).* 1995;89:633-636.
58. Toglia JU. Melatonin: a significant contributor to the pathogenesis of migraine. *Med Hypotheses.* 2001;57:432-434.
59. Toglia JU. Is migraine due to a deficiency of pineal melatonin? *Ital J Neurol Sci.* 1986;7:319-323.
60. Diamond S, Wenzel R. Practical approaches to migraine management. *CNS Drugs.* 2002;16:385-403.
61. Ostertag D, Strittmatter M, Schimrigk K. Autonomic dysfunction in migraine und tension-type headache - a pilot study. *Schmerz.* 1998;12:25-29.

# References (cont.):

62. Dzugan SA, Smith RA. Hypercholesterolemia treatment: a new hypothesis or just an accident. *Med Hypotheses*. 2002;59:751-756.
63. Scher AI, Terwindt GM, Picavet HS, Verchuren WM, Ferrari MD, Launer LJ. Cardiovascular risk factors and migraine: the GEM population-based study. *Neurology*. 2005 Feb 22;64(4):614-20.
64. Maciejek Z, Niezgodzinska A, Pniewski S. Disorders of lipid metabolism in headaches of various etiologies. *Neurol Neurochir Pol*. 1984 Nov-Dec;18(6):535-40.
65. Dzugan SA, Smith RA. The simultaneous restoration of neurohormonal and metabolic integrity as a very promising method of migraine management. *Bull Urg Rec Med*. 2003;4:622-628.
66. Dzugan, S.A., Smith, R.A. A New Approach to Migraine Management. In: *Anti-Aging Therapeutics* volume 8. Chicago, IL, USA; 2006:145-150.





AAACL 2013